

T TRANSPORTER

PROFESSIONAL'S CHOICE

BRIAN JAMES TRAILERS

» Connected to you



UNITED KINGDOM

T TRANSPORTER



T TRANSPORTER PROFESSIONAL'S CHOICE

5 5 YEAR
CHASSIS
WARRANTY



T Transporter represents the accumulated understanding resulting from engagement with professional transporter operators throughout Europe. Brian James Trailers are the 'go to' brand when solid performance and reliability are your benchmarks. **T Transporter** adds market leading innovation in several new areas, including configurability at any point in the trailers life cycle. The use of light weight, super strength materials along with a full transporter style vehicle restraint system and the fact that every **T Transporter** trailer can be configured easily to gain vehicle cross loading facilities with an 'off the shelf' option. The strength and durability required to meet this challenge is built in as standard.

Evolution suggests a process of change. With the **T Transporter** we prefer to think in terms of revolution in the market. The new **T Transporter** range is fit for professional vehicle transportation naturally, but crucially also allows operators to make use of the most up-to-date transportation equipment and practises. Commercial as well as private transport applications have been catered for. Every operation is simple and efficient. Providing for any eventuality **T Transporter** can be configured with the ultimate in low loading equipment. Combine the benefits of a hydraulic tilt-bed with long, high grip loading ramps to provide loading angles as low as 5 degrees. Supercars, sports cars, off-roaders or vans - every eventuality is easily and safely catered for.



T TRANSPORTER


T TRANSPORTER

Standard features

Heavy duty transport trailers are typically required to handle heavy vehicles. Recognising this fact we have ensured that all variants of **T Transporter** range have the maximum 3,500 kg gross capacity, whether it's with twin or tri-axes.


There are choices of 10" or 12" wheels on tri-axle variants, with 12" on all twin axles. The **T Transporter** range now offers a choice of models with conventional loading ramp operation or a full width drop down panel. The full width loading panel is offered for those that prefer the convenience of a quick operation and are less focused on carriage of ultra low sports cars, catered for by the loading ramp variants.

A complete programme of upgrades was conceived for inclusion in the new **T Transporter** range. Highly notable examples include a full length side rail with tie-points integrated at regular points along its length. The chassis features a punched and swaged deck location system, specifically to provide operators with the potential benefit of a circumference wheel strap and quick release wheel chocks (option equipment). This vehicle restraint method is becoming widely accepted by many major European vehicle manufacturers as the default choice.



● Rear loading

In standard form **T Transporter** is available as a fixed bed with 1.80m loading ramps or a tilt-bed with full width panel.





● LED marker lamps

LED technology, super-bright and reliable lamps are fitted in front (white), sides (amber) and rear outline marker (red/white/amber) positions as well as registration plate illumination.

● Punched steel grip deck

Forming a permanent raised profile. This feature provides permanent positions for location of vehicle restraint straps.



● Individual lamp array

Stylish, well protected lamps are individually replaceable in the unlikely event of damage. They feature a high quality, automotive bulb holder providing durability and a convenient twist release mechanism for easy bulb access. The sealed lamps are further protected by a bodywork housing preventing direct wheel spray. **T Transporter** wiring loom is based on a central junction box for easy maintenance.




● **Smooth-ride, self damping**
T Transporters are all designed for long distance and heavy loads. Axles and suspension technology is by AL-KO, Europe's largest trailer equipment manufacturer.

With extensive in-house testing and development facilities in Germany and a history of over 80 years, AL-KO are able to provide an unmatched combination of competence and experience.



SMOOTH RIDE DAMPING

The choice of either a 10" or 12" wheel / tyre size is offered. With 10" suiting low-loading requirements and 12" biased towards a super heavy-duty performance.




● **Level ride**

Models featuring larger wheels are fitted with a lowered overrun housing draw bar, ensuring that the tow ball is matched to the optimum height for level towing.



MULTIPLE ANCHOR POINTS


● **Multiple anchor points**
 Numerous strap attachment points are provided along each side of **T Transporter** trailers. Each are located in the chassis providing ultimate strength.




TIE-DOWN 'SLEEVES'

● **Tie-down wheel 'sleeve' straps**

Approved by car manufacturers and race teams alike, these straps hold the vehicle safely and securely without straining the suspension geometry. Easy to fit, with multiple built-in tie-down points.



● **Full width tail panel**
 As shown here the full width tail panel can be positioned for travel to reduce aerodynamic drag (A), or when loaded (B) and deployed for loading operation (C). It is a quick and convenient feature with the loading angles required for conventional vehicles (please note it is not intended for sports cars).



● **Coloured body trim**
 T Transporters are available as standard in a choice of body trim colours. Choose from Poppy red, Sargasso blue, Arcelor anthracite or Jet black.

T TRANSPORTER

OPTIONS


Each operation is different, make this trailer your own

Configuration is a key component in the appeal of **T Transporter** trailers. All available options can be configured at your dealer, often right there and then. Each optional item enhances the operation and overall effectiveness of the what is already a leading design.




○ Hydraulic tilt-bed

Powerful self-contained hydraulic ram powers the tilt-bed operation. Hydraulics can be added as an option to ramp loading trailers to aid the loading angle and are standard on tail panel equipped models.



○ Wheel options

The **T Transporter** range is also available with new style alloy wheels in standard Silver or diamond cut Anthracite for both 10" and 12" wheel options (10" shown).




○ Loading ramps

To provide for any eventuality the **T Transporter** can be configured with the ultimate in low loading equipment. 1.80m ramps are supplied as standard, with optional 2.35m loading ramps available for various other loading requirements.




○ Optional front cross-over ramps


Loading a towing transporter and it's trailer is quick and easy without needing to unhitch the trailer. All required fixtures for these ramps are provided as standard, meaning you can upgrade at any time in the future.



○ Swivel mount jockey wheel

Used in conjunction with the cross-over loading ramps. The jockey wheel rotates 90 degrees to make the process of loading from the trailer onto another platform easier.





○ Tyre rack

Transport of multiple spare wheels and tyres is easily accomplished with a high level tyre rack. Its design places the wheels above average bonnet height, so keeping useful space available on the bed. Safety and security of the transported spare wheels is provided for by a unique strap system and a plastic coated cable with padlock.



○ Rear support stands

Rear stands provide support when loading heavy equipment from the rear (support stands are not required on tilt-bed operation trailers).



○ Front headboard

The primary attraction is protection against road grit damaging the vehicle on-board. The design features a unique full width 'brush' to allow for winch cables and pulleys without interference. In addition a headboard provides a secure stop for alternative loads. Easy removal make it especially useful for transporting long loads.

○ Manual winch, with centre pulley system


A manual winch with auto-brake and a removable handle for free-spool release of the cable.

The centrally located and articulated pulley block ensures every loading operation runs smoothly.



○ Electric winch, 12V high capacity 4500lbs


Electric winch, mounted as shown is powered by a standalone 12V power pack, available separately. Full remote control operation with free spool and roller guides.



○ 8000lb heavy duty 12V electric winch

An electric winch will make loading easier, especially of any immobilised vehicles. The centrally positioned sliding mount suits all towing eye locations. Supplied with a remote control, heavy duty steel cable with clevis hook and a roller fairlead. 12V power pack available separately.

Note: not compatible with headboard option kits or the front cross-over ramp option kit.



○ In-deck storage facility

Keep your straps and tools in a convenient place. Latch release catch (not locking).

○ Full LED lighting

LED lights are both super bright and reliable. 8 x individual rear lamps are replaced with LED items. All other original lamps are LED technology as standard.

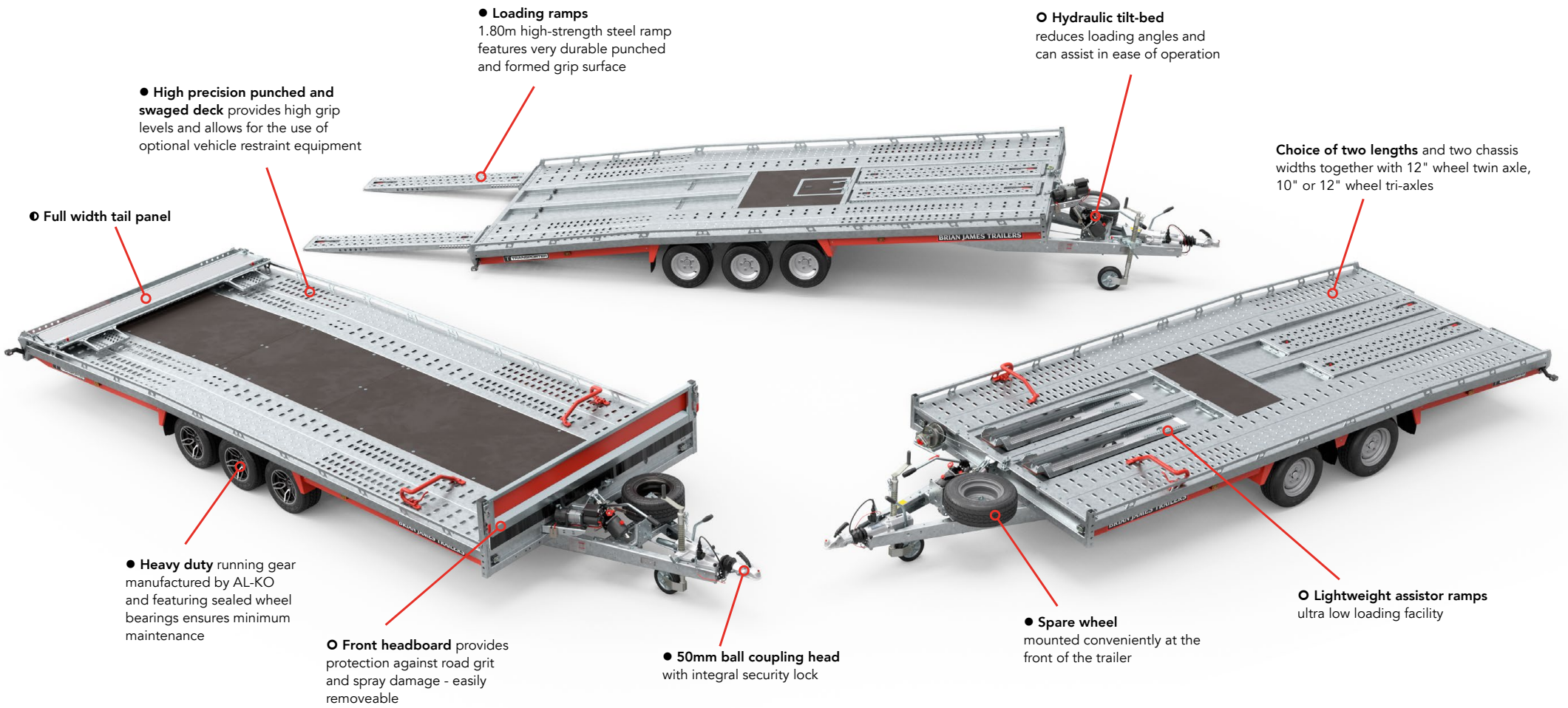
LED lamps: Note
LED lamps are not compatible with all towing vehicles. This may cause unintended consequences. Please check compatibility. A mix of filament and LED lamps is possible.



○ Wheel chocks,

Fully adjustable, quick release wheel chock system engages directly into the trailer chassis within seconds.

T TRANSPORTER



● **Loading ramps**
1.80m high-strength steel ramp features very durable punched and formed grip surface

○ **Hydraulic tilt-bed**
reduces loading angles and can assist in ease of operation

● **High precision punched and swaged deck** provides high grip levels and allows for the use of optional vehicle restraint equipment

Choice of two lengths and two chassis widths together with 12" wheel twin axle, 10" or 12" wheel tri-axes

○ **Full width tail panel**

● **Heavy duty** running gear manufactured by AL-KO and featuring sealed wheel bearings ensures minimum maintenance

○ **Front headboard** provides protection against road grit and spray damage - easily removeable

● **50mm ball coupling head** with integral security lock

● **Spare wheel** mounted conveniently at the front of the trailer

○ **Lightweight assistor ramps** ultra low loading facility

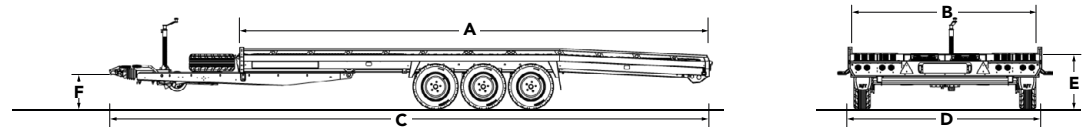
TECHNICAL INFORMATION

| PRODUCT CODE | 230-5442 | 230-5443 | 230-6443 | 230-5452 | 230-5453 | 230-5463 | 230-6452 | 230-6453 | 230-6462 | 230-6463 | 230-6552 | 230-6553 | 230-6562 | 230-6563 |
|---|--------------|--------------|--------------|--------------|--------------|--------------|--------------|--------------|--------------|--------------|--------------|--------------|--------------|--------------|
| CAPACITY | | | | | | | | | | | | | | |
| Gross kg | 3,500 | 3,500 | 3,500 | 3,500 | 3,500 | 3,500 | 3,500 | 3,500 | 3,500 | 3,500 | 3,500 | 3,500 | 3,500 | 3,500 |
| Load kg | 2,670 | 2,665 | 2,615 | 2,668 | 2,663 | 2,650 | 2,618 | 2,612 | 2,605 | 2,601 | 2,618 | 2,612 | 2,605 | 2,601 |
| Unladen trailer weight kg | 830 | 835 | 885 | 832 | 837 | 850 | 882 | 888 | 895 | 899 | 882 | 888 | 895 | 899 |
| DIMENSIONS | | | | | | | | | | | | | | |
| Load bed length m A | 5.00 | 5.00 | 5.50 | 5.00 | 5.00 | 5.00 | 5.50 | 5.50 | 5.50 | 5.50 | 5.50 | 5.50 | 5.50 | 5.50 |
| Internal bed width m B | 2.07 | 2.22 | 2.22 | 2.07 | 2.22 | 2.22 | 2.07 | 2.22 | 2.07 | 2.22 | 2.07 | 2.22 | 2.07 | 2.22 |
| Overall trailer length m C | 6.56 | 6.56 | 7.07 | 6.56 | 6.56 | 6.56 | 7.07 | 7.07 | 7.07 | 7.07 | 7.07 | 7.07 | 7.07 | 7.07 |
| Overall bed width m D | 2.13 | 2.28 | 2.28 | 2.13 | 2.28 | 2.28 | 2.13 | 2.28 | 2.13 | 2.28 | 2.13 | 2.28 | 2.13 | 2.28 |
| Bed load height m E | 0.64 | 0.64 | 0.64 | 0.61 | 0.61 | 0.64 | 0.61 | 0.61 | 0.64 | 0.64 | 0.61 | 0.61 | 0.64 | 0.64 |
| Tow-ball height (loaded) m F | 0.42 | 0.42 | 0.42 | 0.42 | 0.42 | 0.42 | 0.42 | 0.42 | 0.42 | 0.42 | 0.42 | 0.42 | 0.42 | 0.42 |
| RUNNING GEAR | | | | | | | | | | | | | | |
| Axles | 2 | 2 | 2 | 3 | 3 | 3 | 3 | 3 | 3 | 3 | 3 | 3 | 3 | 3 |
| Wheel / tyre size | 12" (195/60) | 12" (195/60) | 12" (195/60) | 10" (195/55) | 10" (195/55) | 12" (195/60) | 10" (195/55) | 10" (195/55) | 12" (195/60) | 12" (195/60) | 10" (195/55) | 10" (195/55) | 12" (195/60) | 12" (195/60) |
| Spare wheel | ● | ● | ● | ● | ● | ● | ● | ● | ● | ● | ● | ● | ● | ● |
| Alloy wheels - lightweight (Style B2 Anthracite diamond cut or standard Silver) + safety locking wheel bolts | ○ | ○ | ○ | ○ | ○ | ○ | ○ | ○ | ○ | ○ | ○ | ○ | ○ | ○ |
| HYDRAULICS | | | | | | | | | | | | | | |
| Hydraulic tilt-bed operation | ○ | ○ | ○ | ○ | ○ | ○ | ○ | ○ | ○ | ○ | ● | ● | ● | ● |
| LOADING | | | | | | | | | | | | | | |
| High grip punched ramps - Rear, 1.80m (not available on tail panel equipped trailers) | ● | ● | ● | ● | ● | ● | ● | ● | ● | ● | — | — | — | — |
| High grip punched ramps - Rear, 2.35m (not available on tail panel equipped trailers) | ○ | ○ | ○ | ○ | ○ | ○ | ○ | ○ | ○ | ○ | — | — | — | — |
| High grip punched cross over ramps - Front, 1.8m (not available on tail panel equipped trailers) | ○ | ○ | ○ | ○ | ○ | ○ | ○ | ○ | ○ | ○ | — | — | — | — |
| Tail Panel, full width | — | — | — | — | — | — | — | — | — | — | ● | ● | ● | ● |
| Lightweight assistor ramps (pair) – ultra low loading facility (see note below for use with cross over loading ramps)* | ○ | ○ | ○ | ○ | ○ | ○ | ○ | ○ | ○ | ○ | — | — | — | — |
| Loading support, kick down legs | ○ | ○ | ○ | ○ | ○ | ○ | ○ | ○ | ○ | ○ | ○ | ○ | ○ | ○ |
| Wheel chocks, pair (red), fully adjustable, professional system engages into trailer chassis | ○ | ○ | ○ | ○ | ○ | ○ | ○ | ○ | ○ | ○ | ○ | ○ | ○ | ○ |
| High level tyre rack + securing system | ○ | ○ | ○ | ○ | ○ | ○ | ○ | ○ | ○ | ○ | ○ | ○ | ○ | ○ |
| WINCH | | | | | | | | | | | | | | |
| Manual winch kit, auto braked + free spool. Includes central pulley system (not compatible with cross over loading ramps) | ○ | ○ | ○ | ○ | ○ | ○ | ○ | ○ | ○ | ○ | ○ | ○ | ○ | ○ |
| Electric winch kit, no power, 4500lb | ○ | ○ | ○ | ○ | ○ | ○ | ○ | ○ | ○ | ○ | ○ | ○ | ○ | ○ |
| Electric winch kit, no power, 8000lb (not compatible with cross over loading ramps or head board kit) | ○ | ○ | ○ | ○ | ○ | ○ | ○ | ○ | ○ | ○ | ○ | ○ | ○ | ○ |
| Electric winch Power Pack 12V | ○ | ○ | ○ | ○ | ○ | ○ | ○ | ○ | ○ | ○ | ○ | ○ | ○ | ○ |
| ACCESSORIES, LIGHTING | | | | | | | | | | | | | | |
| Headboard, removable - brush sealed bottom edge for winch operation | ○ | ○ | ○ | ○ | ○ | ○ | ○ | ○ | ○ | ○ | ○ | ○ | ○ | ○ |
| Storage box | ○ | ○ | ○ | ○ | ○ | ○ | ○ | ○ | ○ | ○ | ○ | ○ | ○ | ○ |
| Deck slick pads x4 | ○ | ○ | ○ | ○ | ○ | ○ | ○ | ○ | ○ | ○ | ○ | ○ | ○ | ○ |
| Swivel jockey mounting kit, required for cross over loading operation | ○ | ○ | ○ | ○ | ○ | ○ | ○ | ○ | ○ | ○ | — | — | — | — |
| Tie-down wheel 'sleeve' straps x 4 - 3,000 DaN; strap over circumference of each vehicle's tyre | ○ | ○ | ○ | ○ | ○ | ○ | ○ | ○ | ○ | ○ | ○ | ○ | ○ | ○ |
| Tie-down wheel 'sling' straps x 4 - 4,000 DaN | ○ | ○ | ○ | ○ | ○ | ○ | ○ | ○ | ○ | ○ | ○ | ○ | ○ | ○ |
| Tyre Pressure Monitoring System - TPMS. By TyrePal. In car monitor, external sensors | ○ | ○ | ○ | ○ | ○ | ○ | ○ | ○ | ○ | ○ | ○ | ○ | ○ | ○ |
| LED lighting kit | ○ | ○ | ○ | ○ | ○ | ○ | ○ | ○ | ○ | ○ | ○ | ○ | ○ | ○ |
| SECURITY | | | | | | | | | | | | | | |
| Lockfast bar | ○ | ○ | ○ | ○ | ○ | ○ | ○ | ○ | ○ | ○ | ○ | ○ | ○ | ○ |
| Datatag - security identification system | ○ | ○ | ○ | ○ | ○ | ○ | ○ | ○ | ○ | ○ | ○ | ○ | ○ | ○ |
| WARRANTY | | | | | | | | | | | | | | |
| 5 year extended chassis warranty | ● | ● | ● | ● | ● | ● | ● | ● | ● | ● | ● | ● | ● | ● |
| EXTERIOR | | | | | | | | | | | | | | |
| Body trim, 4 colour choices - Sargasso blue, Poppy red, Arcelor anthracite or Jet black | ● | ● | ● | ● | ● | ● | ● | ● | ● | ● | ● | ● | ● | ● |

*Due to the shared storage location assistor ramps will be supplied loose and need to be stored in the towing vehicle when used with cross over loading ramps

All trailer weights stated are approximate and are based on a trailer with no optional extras fitted.

● Standard. ● Standard on some models. ○ Optional at extra cost.



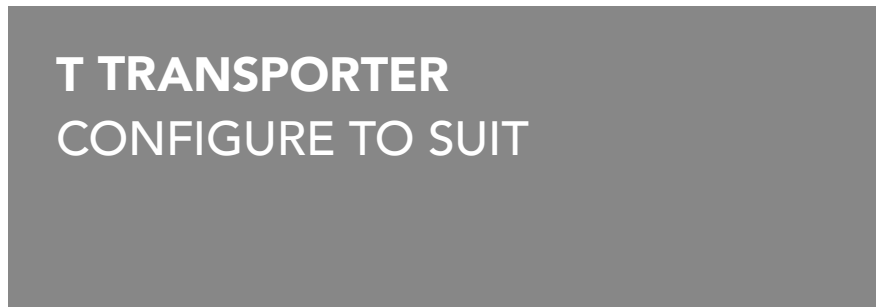
QUALITY

Brian James Trailers are manufacturers of class leading trailers since 1979. When you buy a Brian James Trailer you can be absolutely certain that it is designed and constructed to the highest possible standards. Our engineers combine top-quality craftsmanship with the best materials and first-class presentation. Light but strong, our trailers are crafted to enhance safety, efficiency and durability.

5 Year Extended Chassis Warranty

All of our trailers come with a standard 1 year non-transferable manufacturer's warranty covering the integrity of the chassis, which can be extended to 5 years upon registration.

This 5 year extended warranty applies to the chassis only. All other components are subject to a standard 1 year warranty, subject to fair wear and tear.



Standards





BRIAN JAMES TRAILERS

» Connected to you

NOTES

All images used are for illustrative purposes only and may show non-standard equipment and finishes. All products are subject to change without prior notice due to our continuous development programme.

© BRIAN JAMES TRAILERS LIMITED

Edition TTRANUK2021_Q1_1



THE QUEEN'S AWARDS
FOR ENTERPRISE:
INTERNATIONAL TRADE
2018

Brian James Trailers Limited.

Sopwith Way, Drayton Fields Industrial Estate
Daventry, Northampton, NN11 8PB

T + 44 (0)1327 308 833

Brian James Trailers are available by contacting our sales team as well as through an extensive network of official dealers throughout the country.

For more information please call or visit our website.

www.brianjamestrailers.co.uk

Dealer information.

